

# Getting started with Kobo™ tablets


You can use OverDrive's mobile app to borrow and enjoy eBooks and audiobooks from your library on your Kobo tablet, such as the Kobo Vox or Arc.

## Step 1

Download our app, OverDrive Media Console (OMC), from one of the following:

- [Google Play](#)
- <http://omc.overdrive.com/android>

## Step 2

Open OMC and find your library's OverDrive-powered website. In newer versions of the app, you can do this by swiping from left to right to open the **Home menu**, then tapping **Add a library**. In older versions of the app, tap the  icon (or, if you don't have this icon, go to Menu > Get Books).

- Tap the star to save your library's website to your library list.
- Tap your library's name to start browsing.

## Step 3

Log into your library's OverDrive-powered website with your library card and borrow a book.

## Step 4

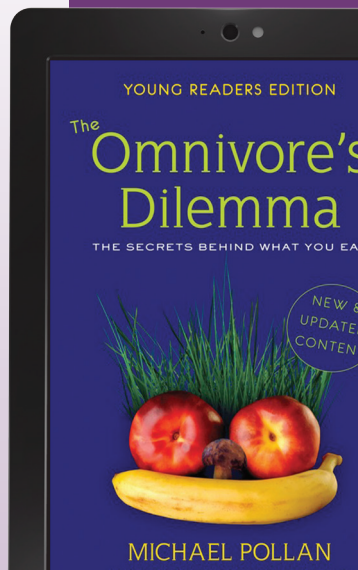
Find borrowed books under your account in your library website. You can:

- Download EPUB eBooks\* and MP3 audiobooks directly to OMC.
- Tap **Read** to open and read OverDrive Read eBooks right in your browser.
- If you've installed the Kindle reading app from the Google Play store on your Kobo, select **Kindle Book** (U.S. only) to complete checkout on Amazon's website and send the book to your Kindle reading app.

*\*Note: To read eBooks in OMC, follow the prompts to authorize your device with an Adobe ID. It's a one-time, free process that takes just moments to complete.*

*Need more help?*

Contact your library or visit OverDrive Help at [help.overdrive.com](http://help.overdrive.com).



# Getting started with Kobo™ tablets


You can use OverDrive's mobile app to borrow and enjoy eBooks and audiobooks from your library on your Kobo tablet, such as the Kobo Vox or Arc.

## Step 1

Download our app, OverDrive Media Console (OMC), from one of the following:

- [Google Play](#)
- <http://omc.overdrive.com/android>

## Step 2

Open OMC and find your library's OverDrive-powered website. In newer versions of the app, you can do this by swiping from left to right to open the **Home menu**, then tapping **Add a library**. In older versions of the app, tap the  icon (or, if you don't have this icon, go to Menu > Get Books).

- Tap the star to save your library's website to your library list.
- Tap your library's name to start browsing.

## Step 3

Log into your library's OverDrive-powered website with your library card and borrow a book.

## Step 4

Find borrowed books under your account in your library website. You can:

- Download EPUB eBooks\* and MP3 audiobooks directly to OMC.
- Tap **Read** to open and read OverDrive Read eBooks right in your browser.
- If you've installed the Kindle reading app from the Google Play store on your Kobo, select **Kindle Book** (U.S. only) to complete checkout on Amazon's website and send the book to your Kindle reading app.

*\*Note: To read eBooks in OMC, follow the prompts to authorize your device with an Adobe ID. It's a one-time, free process that takes just moments to complete.*

*Need more help?*

Contact your library or visit OverDrive Help at [help.overdrive.com](http://help.overdrive.com).

